



# Ravaglioli

COMPANY WITH  
QUALITY SYSTEM  
CERTIFIED BY DNV GL  
= ISO 9001 =

## WHEEL BALANCERS



**TOUCHSPIN  
TECHNOLOGY**

G

P7.340  
*scan*

P7.340RS

4.140  
*scan*

4.140RS

3.140RS

3.124HD

2.119HD

**GTL**

4.140RC

2.120RC



SINCE 1958

24 volt motor with  
low speed rotation = min. power  
consumption





# 3D (or 4D) TOUCHSPINBALANCER

**MONITOR 19"  
TOUCH SCREEN**

Color monitor TFT  
SVGA 19" - Industrial  
PC with static hard disk  
3D Graphic.

**DOUBLE LED LIGHT**



**DOUBLE WHEEL STOP**



**SOFTWARE GUIDED BALANCING**

Summarizes the way in which you are working and suggests additional operations



**SPLIT program**



**SPOKE**



Hidden weight program



**AIR-LOCK → GP7 SERIES**  
Pneumatic Locking



GP7.340SCAN

## G7 SCAN

**HANDSFREE ACQUISITION  
OF WHEEL DATA**

**AUTOMATIC BALANCING  
PROGRAM SELECTION**

**LASER**



**TECHNICAL DATA**

Rim diameter	10" - 30" (automatic)
Rim width	1,5" - 22"
Max. wheel weight	154 lbs
Read-out accuracy	1g - (0,035 oz)
Cycle time	6 s
Rotation speed	< 100 rpm
Power supply	110V single phase

## G7 RS

RS models include 1 + 2

**1 PRO GAUGE**



GAR 305

**2 LASER POINTER**



**AUTOMATIC DISTANCE +  
DIAMETER MEASUREMENT**



Automatic storage of distance and diameter up to 30".

**QUICK PROGRAM**



AluS, AluS1, AluS2, Stat, Stat1, Stat2, Dynamic program. Quick selection with internal data gauge.

**RUN OUT MEASUREMENT**



Rim run-out measurement with internal data gauge.

**GAUGE LOCK OUT+IN**



Internal data gauge with stop in position.

# 3D (or 4D) TOUCHSPINBALANCER

## TOUCHSPIN G4.140 SMART BALANCER

Premium 3-D System with electronic runout measurement meter. The industry's easiest balancer to operate allows complete use of Static, Dynamic, and Special alloy modes for tape weights without pushing a single button. For the most complicated programs such as hidden weights only one of the four color coded buttons is required. The digital arm delivers a fast and accurate measurement of tire and wheel runout and also automatically enters the width data for the wheel.

Color monitor TFT SVGA  
19" - Industrial PC with  
static hard disk 3D Graphic.



Only 7 color coded buttons  
operate the entire system

### THE WORLD'S SIMPLEST BALANCING SYSTEM RAV TouchSpin Technology

Simply enter wheel data with automatic arms and lower the hood.  
The RAV System selects the balancing mode you desire and starts  
the spin cycle. System stops the wheel automatically in the correct  
position for weight placement.

- No operator's manual necessary for complex balancing procedures.
- Automatic gauges take the place of complicated keypad interaction.

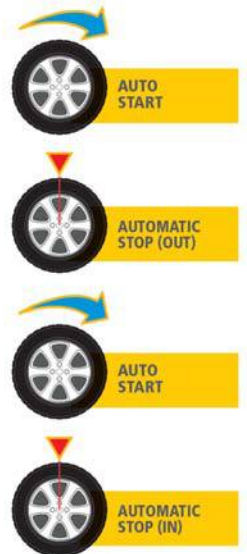


GP4.140RS


### STANDARD EQUIPMENT

4 cone set with speed nut and  
cup, width measuring caliper

#### DOUBLE WHEEL STOP



#### AUTOMATIC LED LIGHTS



## G4 RS

#### LASER POINTER



Fast and precise  
indication of the  
wheel weights  
position.



#### AUTOMATIC DISTANCE + DIAMETER MEASUREMENT



#### QUICK PROGRAM



ALUS  
ALUS1  
ALUS2  
STAT  
STAT1  
STAT2  
DYNAMIC

Quick selection with internal data gauge.

#### AUTOMATIC INTERNAL RUN OUT



Rim eccentricity  
measurement.

## G4 SCAN

HANDSFREE ACQUISITION  
OF WHEEL DATA

AUTOMATIC BALANCING  
PROGRAM SELECTION

#### LASER



#### TECHNICAL DATA

Rim diameter	10" - 30" (automatic)
Rim width	1,5" - 22"
Max. wheel weight	154 lbs
Read-out accuracy	1g - (0,035 oz)
Cycle time	6 s
Rotation speed	< 100 rpm
Power supply	110V single phase



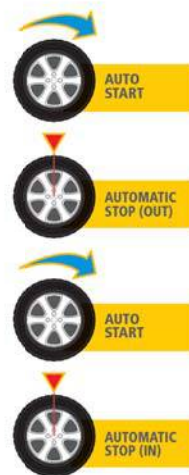
# 3D (or 4D) TOUCHSPINBALANCER

## TOUCHSPIN G3.140 BALANCER

Premium 3-D System with affordable 4-D upgrade option. Precise and fast with average 6 second cycle times, this durable DC driven workhorse maybe the most perfect balancer ever for the busy workshop. Standard with 4 cones and speed nut. Optional GAR213 automatic width data entry arm. Can be upgraded now or in the future by adding the RAV Sonar Runout Measurement and our Bluetooth printer interface kit.



G3.140R  
Color monitor 19"  
Industrial PC.



### AUTOMATIC DISTANCE + DIAMETER MEASUREMENT



Automatic storage of distance and diameter.

### QUICK PROGRAM SELECTION



Quick selection with internal data gauge.

- ALUS
- ALUS1
- ALUS2
- STAT
- STAT1
- STAT2
- DYNAMIC

### RUN OUT MEASUREMENT



Rim run-out measurement with internal data gauge.

### DOUBLE WHEEL STOP

Wheel stops automatically in both outside and inside unbalance position.

## G3.140RS

RS models include

1 + 2 + 3



G3.140RS  
GP3.140RS - AIRLOCK

### SOFTWARE GUIDED BALANCING



3 Automatic ALU S programs.

Hidden weight program

TECHNICAL DATA	
Rim diameter	10" - 26" (automatic)
Rim width	1,5" - 22"
Max. wheel weight	154 lbs
Read-out accuracy	1g - (0,035 oz)
Cycle time	6 s
Rotation speed	< 100 rpm
Power supply	110V single phase

# ELECTRONIC WHEEL BALANCER WITH MICROPROCESSOR

**DIGITAL  
BALANCER**



**G3.124HD**  
Version with air locking

**AUTOMATIC DISTANCE +  
DIAMETER MEASUREMENT**



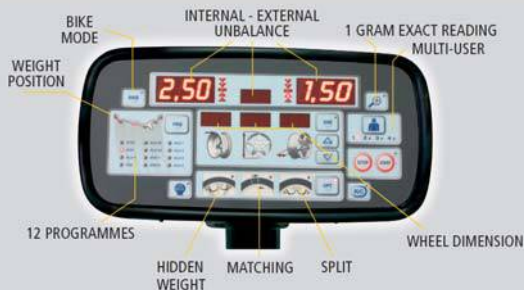
## DIGITAL BALANCER G3.124HD

2-D Model Easily Upgradeable to 3-D

- Professional machine, which offers all the features requested by the most demanding operators.
- Maximum precision granted by the automatic measurement of distance and diameter and by the automatic ALU 5 and PAX programmes.
- Quick balancing process thanks to the automatic start when the cover is lowered and automatic stop of the wheel in the external unbalanced position.
- Easy operation thanks to interactive inputs, which guide the operator during all the phases of the balancing process.

Caliper for automatic distance and diameter measurement.  
Automatic ALU 5 programme.

TECHNICAL DATA	
Rim diameter	10" - 30" / 10" - 26" (automatic)
Rim width	1,5" - 22"
Max. wheel weight	154 lbs
Read-out accuracy	1g - (0,035 oz)
Cycle time	6 s
Rotation speed	< 100 rpm
Power supply	110V single phase



**LARGE SIZE  
DIGITAL DISPLAY**

## STANDARD BALANCERS

### DIGITAL BALANCER G2.119RD

High performance and Digital display at a very affordable price. Like all RAV premium balancers this machine is DC driven with precise results available in a 6 second cycle time. E-Z balancer software includes all standard programs plus special programs for tape weights. Standard with protective hood, 4 cone adapter set, and speed nut kit.

- 6 second cycle time!
- DC DRIVE!

**• NEW DIGITAL DISPLAY  
• TWO DIMENSIONAL AUTO DATA ENTRY**



**G2.119HD**

**DIGITAL  
BALANCER**

**AUTOMATIC DISTANCE +  
DIAMETER MEASUREMENT**



**LARGE SIZE  
DIGITAL DISPLAY**

TECHNICAL DATA	
Rim diameter	10" - 30" / 10" - 26" (automatic)
Rim width	1,5" - 22"
Max. wheel weight	143 lbs
Read-out accuracy	1g - (0,035 oz)
Cycle time	6 s
Rotation speed	< 100 rpm
Power supply	110V single phase



# VIDEO TRUCK BALANCER



GTL4.140RC

## GTL4.140RC VIDEO TRUCK BALANCER

Powerful and rugged enough for the heaviest commercial wheels ... accurate enough for the famous race cars of Italy. The versatility of this machine is unsurpassed within our industry. Can be accessorized for complete automotive, light truck and medium duty truck applications. Software is displayed on full color 17" LCD making easy operation out of even complicated balancing procedures.

- Powerful DC drive system
- Full range of truck and automotive software
- Auto distance and diameter input
- Automatic stop with air lock at 12'o'clock for correct weight placement
- Extremely fast cycle times
- Pneumatic lift and machine are rated to handle 440 lb. assemblies
- Optional car and light truck adaptors available
- Calibration fixture included

### GTL4.140 AUTOMATIC DISTANCE + DIAMETER MEASUREMENT



Digital calliper with optical sensor, with alloy shaft sliding on bushes. Automatic storage of distance and diameter up to 26".

TECHNICAL DATA	
Rim diameter	10" - 30" / 10" - 26" (automatic)
Rim width	1,5" - 22"
Max. wheel weight	440 lbs
Read-out accuracy Truck	5g - (0,17 oz)
Read-out accuracy Cars	1g - (0,035 oz)
Rotation speed Truck	80 rpm
Rotation speed Cars	100 rpm
Power supply	110 V (single phase)

### GTL4.140HC DOUBLE WHEEL STOP




One push of the green key and wheel advances and automatically stops in the internal balance position.

#### STANDARD EQUIPMENT



- Width measuring caliper
- Weight hammer



GAR122 - GAR103  
GAR114 (Ø 7.9"-8.7"-11")

#### OPTIONS



GAR113 (Ø 4.6"-6.8")

#### Upgrade system with sonar runout measurement and bluetooth printer interface kit.

**Sonar measurement device** measures the eccentricity of the tire and allows for fast and easy optimizing of the tire and wheel.


**Bluetooth wireless printer interface kit** transfer data from the wheel balancer to your office pc. This allows reports and graphics to be printed by your office printer showing balance and eccentricity conditions of the tire and wheel.



GAR266T - 3D SENSOR



GAR214TK - SONAR RUN OUT  
(GAR266T required)



# STANDARD TRUCK BALANCER

## TOUCHSPIN GTL2.120RC TRUCK-CAR LT. TRUCK BALANCER

Rugged, dependable and accurate system in a lower cost machine. LCD display allows easy use of all functions including tape weight programs. Same 440 lb. rated pneumatic lift and accessory set. Precisely accurate for cars and light truck wheels simply add additional adaptors. A precise and dependable workhorse for the fleet or tire shop.

- DC Drive System
- Standard software
- Manual data entry
- LCD Display
- Fast Cycle Times
- Accuracy to within one gram
- Optional car and light truck adaptors
- Calibration fixture included

TECHNICAL DATA	
Rim diameter	10" - 30" / 10" - 26" (automatic)
Rim width	1,5" - 22"
Max. wheel weight	440 lbs
Read-out accuracy Truck	5g - (0,17 oz)
Read-out accuracy Cars	1g - (0,035 oz)
Cycle time	6 s
Rotation speed	< 100 rpm
Power supply	110V single phase



5" x 1 1/2" Backlit graphic LCD display.



### STANDARD EQUIPMENT



- Width measuring caliper
- Weight hammer



GAR 122 - GAR 103  
GAR114 (Ø 7.9"-8.7"-11")



Calibration Kit

### OPTIONS



GAR 113 (Ø 4.6"-6.8")

## TRUCK BALANCER ACCESSORIES



GAR 171 (3 x 170, 186, 205, 222, 245)  
GAR 172 (4 x 275, 285)  
GAR 173 (5 x 225, 286, 335)



GAR 172



GAR 124  
Space for GAR 112



GAR 161 22,5"-18° FISCHER (Europa)  
GAR 162 20"-28° DAYTON (USA)  
GAR 163 24"-28° DAYTON (USA)

# BALANCER ACCESSORIES

## AUTOMOTIVE BALANCER ACCESSORIES



Plastic Caliper & Pliers



**GAR102**  
Quick clamp for cars



**GAR124** Light Truck  
Cone & Spacer kit



**GAR132**  
Precision flange



**GAR133** (→ GAR132)  
Set of short stands



**GAR111** (Ø 1.73" - 4.09")  
Car



**GAR 112** (Ø 3.74" - 4.88")  
Off-road vehicles



**GAR 113** (Ø 4.64" - 6.85")  
Vans and light trucks



**GAR325 - WHEEL LIFT**  
**GAR324 - NO GRAVITY WHEEL LIFT**  
Automatic compensation of wheel weight.



**GAR112**  
(Ø 95-124mm)  
Off-road vehicles



**GAR131H**  
Universal flange



**GAR 132**  
Precision flange



**GAR322**  
(→ GP4.140R, G4.140R)  
Fixed laser



**GAR334 LASERHEAD**  
Internal and external laser blade shows precise 12 o'clock position in dynamic mode.



**GAR 303**  
Digital sensor for wheel width and eccentricity measurement



**GAR316**  
(→ GAR 305)  
Ultrasound run out sensor



**GAR315**  
(→ GAR 307)



**VARGM19TS**  
Touch screen version for G4 SERIES

Distributed by

COMPANY  
WITH QUALITY SYSTEMS  
CERTIFIED BY DNV  
=ISO 9001/200=